

MP 65/1400 SVM SLIM



Direct current electronic drivers with DIP-SWITCH
Alimentatori elettronici in corrente continua con DIP-SWITCH


Made in Italy

constant
CURRENT

RIPPLE FREE

Pst LM ≤ 1
SVM $\leq 0,4$

277 Vin



LINEAR BOX IP67

(See pag. 12.8)
180066/390
(upon request - disponibile a richiesta)

INDEPENDENT TRANSFORMATION KIT

(See pag. 12.8)
488787559K1
(strain relief upon request -
fermacavi a richiesta)
50 KIT minimum - minimo



Rated Voltage Tensione Nominale

110 ÷ 127 V ⁽²⁾
220 ÷ 277 V

Frequency Frequenza

50-60 Hz

AC Operation range Tensione di utilizzo AC

100 ÷ 305 V

DC Operation range Tensione di utilizzo DC

(see page info15)
DC 176 ÷ 275 V

Power - Potenza

7 ÷ 65 W

iTHD

$\leq 10\%$ ⁽¹⁾

Output current ripple

$\leq 3\%$ ⁽¹⁾

Standards compliance

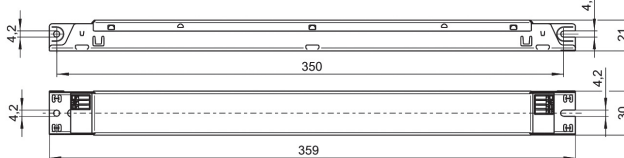
CSA C22.2 no. 250.13-14
EN 55015
EN 61000-3-2
EN 61000-3-3
EN 61347-1
EN 61347-2-13
EN 61547
UL 8750

Article Articolo	Code Codice	P out W	V out DC ⁽¹⁾	I out DC	U out V	ta °C	tc °C	λ max. Power Factor	η max. Efficiency ⁽¹⁾
MP 65/1400 SVM SLIM	127562	17,5 (17,5 ⁽²⁾)	20...50	350 mA cost.	60	-25...+55	75	0,95 ⁽³⁾	> 91 %
		20 (20 ⁽²⁾)	20...50	400 mA cost.					
		22,5 (22,5 ⁽²⁾)	20...50	450 mA cost.					
		25 (25 ⁽²⁾)	20...50	500 mA cost.					
		27,5 (27,5 ⁽²⁾)	20...50	550 mA cost.					
		30 (30 ⁽²⁾)	20...50	600 mA cost.					
		32,5 (32,5 ⁽²⁾)	20...50	650 mA cost.					
		35 (35 ⁽²⁾)	20...50	700 mA cost.					
		37,5 (37,5 ⁽²⁾)	20...50	750 mA cost.					
		40 (40 ⁽²⁾)	20...50	800 mA cost.					
		42,5 (42,5 ⁽²⁾)	20...50	850 mA cost.					
		45 (45 ⁽²⁾)	20...50	900 mA cost.					
		47,5 (45 ⁽²⁾)	20...50	950 mA cost.					
		50 (45 ⁽²⁾)	20...50	1000 mA cost.					
		52,5 (45 ⁽²⁾)	20...50	1050 mA cost.					
55 (45 ⁽²⁾)	20...50	1100 mA cost.							
57,5 (45 ⁽²⁾)	20...50	1150 mA cost.							
60 (45 ⁽²⁾)	20...50	1200 mA cost.							
62,5 (45 ⁽²⁾)	20...50	1250 mA cost.							
65 (45 ⁽²⁾)	20...50	1300 mA cost.							
65 (45 ⁽²⁾)	20...48	1350 mA cost.							
65 (45 ⁽²⁾)	20...46,5	1400 mA cost.							

⁽¹⁾ Referred to $V_{in} = 230$ V, 100% load - Riferito a $V_{in} = 230$ V, carico 100% ⁽³⁾ Pout > 7,5 W @120 Vin - Pout > 32,5 W @230 Vin - Pout > 42,5 W @277 Vin
Light output level in DC operation: Factory default 100% E0Fi=1 - Livello di emissione luminosa in funzionamento DC: Impostazioni di fabbrica 100% E0Fi=1

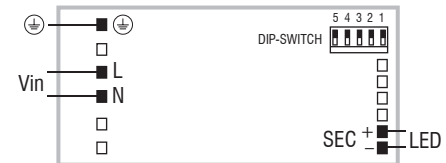
BUILT-IN SCREW FIXING Weight - Peso gr. 264 / 9,3 oz.
Pcs - Pezzi 50

Compatible with ZHAGA (BL3/ZS7 H5D/ ZS7 H7D)



Wiring diagram - Schema di collegamento

(Max. LED distance on page info8 - Massima distanza LED a pagina info8)



Features

- For connections use wire rated for at least 90° C (195° F).
- Multipower driver supplied with dip-switch for the selection of the output current.
- Driver for built-in use for class I lighting equipment; luminaire enclosure is necessary for protection against accidental contact with live parts.
- Active Power Factor Corrector.
- Current regulation $\pm 5\%$ including temperature variations.
- Input and output terminal blocks on the opposite sides (wire cross-section up to 1,5 mm² / AWG16).
- Protections:
 - against overheating and short circuits;
 - against mains voltage spikes;
 - against overloads.

Caratteristiche

- Per i collegamenti utilizzare un cavo adatto per temperature fino a 90° C (195° F).
- Alimentatore multipotenza fornito di dip-switch per la selezione della corrente in uscita.
- Alimentatore da incorporare in apparecchi di classe I; il contenitore dell'apparecchio è necessario per la protezione contro il contatto di parti attive.
- PFC attivo.
- Corrente regolata $\pm 5\%$ incluse variazioni di temperatura.
- Morsetti di entrata e uscita contrapposti (sezione cavo fino a 1,5 mm² / AWG16).
- Protezioni:
 - termica e cortocircuito;
 - contro le extra-tensioni di rete;
 - contro i sovraccarichi.

7 YEARS WARRANTY
3% FAILURE RATE

10 YEARS WARRANTY
5% FAILURE RATE

PRODUCER'S LIABILITY
TCI

WARRANTY TO THE END USER
10 YEARS
ACCORDING TO THE EXTRACTION CONVENTIONS